

MV92 Series

0–3000 psig Micro-metering Fingertip Valves



Features

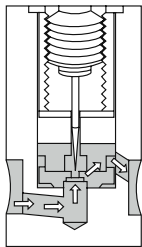
- Precision tapered needle/0.020 orifice provides ultimate in fine metering sensitivity.
- Unique “spline” device prevents stem withdrawal from body until gland nut is loosened.
- Packing below threads prevents system contamination.
- Permanent lubrication assures trouble-free operation.

Technical Data

Body Construction Material	316 stainless steel
Gland Nut Material	316 stainless steel
Stem Seals Material	Teflon®
Operating Pressures	0 to 3000 psig (207 bar)
Temperature Range	–20° F to +400° F (–29° C to +204° C)
Connection Sizes	1/8"–3/8"

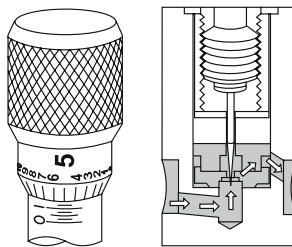
Note: Proper filtration is recommended to prevent damage to sealing surface.

How it Works



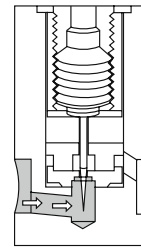
Full Open

At approximately 10 handle turns, the valve is full open. As the needle is returned to the seat, the needle guide maintains pin-point concentricity of the needle with the seat to maintain absolute uniformity of flow control



Micro-metering

The body is graduated in handle turns. The handle has 25 graduations per turn for precise, repeatable flow calibration. The handle setscrew allows zero flow/shutoff point to be reset in the field.



Closed

The stainless steel needle seals on the precision machined, stainless steel seat. The spring-loaded stem prevents damage to the needle by providing a full, ineffective handle turn before bottoming.

Shutoff valves

Circle Seal Controls

2301 Wardlow Circle • Corona, CA 92880
 Phone (951) 270-6200 • Fax (951) 270-6201
 www.circle-seal.com

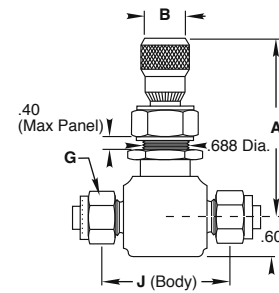
MV92 Series

Dimensions (inches) & Specifications

Tube Fittings

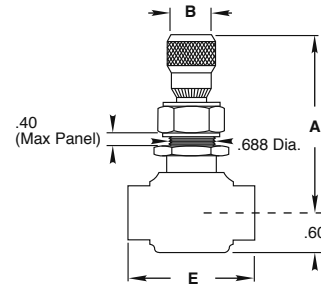
Dash No.	Size	Orifice Dia.	Cv*	A		B Dia.	G Hex	J
				Open	Closed			
2CC	1/8"	0.020	0.0096	3.00	2.76	0.75	0.44	1.90
4CC	1/4"	0.020	0.0096	3.00	2.76	0.75	0.56	2.03
5CC	3/16"	0.020	0.0096	3.00	2.76	0.75	0.62	2.15
6CC	3/8"	0.020	0.0096	3.00	2.76	0.75	0.68	2.15

* At maximum opening.



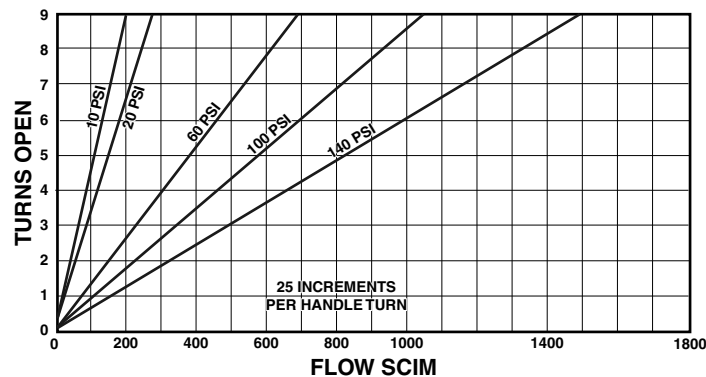
Female Pipe

Dash No.	Size	Orifice Dia.	Cv	A		B Dia.	E
				Open	Closed		
1PP	1/8"	0.020	0.0096	3.00	2.76	0.75	2.00
2PP	1/4"	0.020	0.0096	3.00	2.76	0.75	2.14

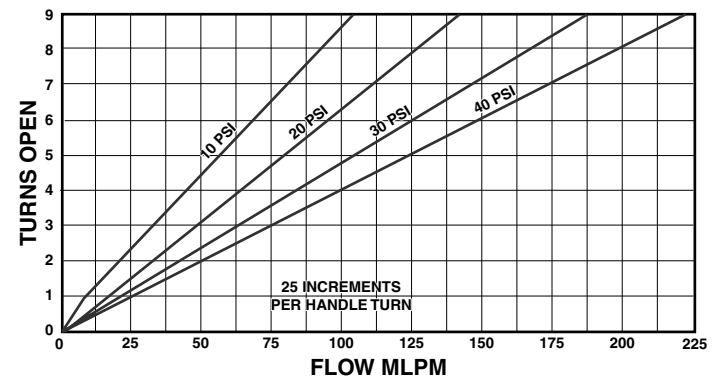


Flow Curves

Air



Water



How to Order

MV92 T1 - 4 C

BODY MATERIALS

T1 316 stainless steel

VALVE SIZE

- 1 1/8" pipe
- 2 1/4" pipe; 1/8" tube
- 4 1/4" tube

CONNECTIONS (INLET/OUTLET)

- P Female pipe
- C Gyrolok® tube fittings

Please consult your Circle Seal Controls distributor or our factory for information on special connections, materials, larger sizes, o-rings, operating pressures and temperature ranges.

Repair Kits

In normal service, the only part(s) which may require replacement is(are) the seal(s). A repair kit may be ordered by placing a "K/" in front of the complete part number (i.e. K/MV92T1-4CC).

For Your Safety

It is solely the responsibility of the system designer and user to select products suitable for their specific application requirements and to ensure proper installation, operation, and maintenance of these products. Material compatibility, product ratings and application details should be considered in the selection. Improper selection or use of products described herein can cause personal injury or property damage.

Gyrolok® is a registered trademark of HOKE Incorporated.
Teflon® is a registered trademark of the DuPont Company.